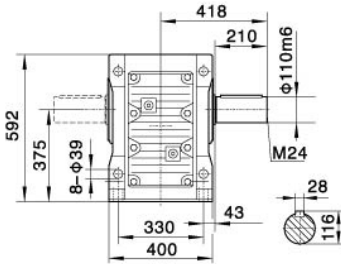
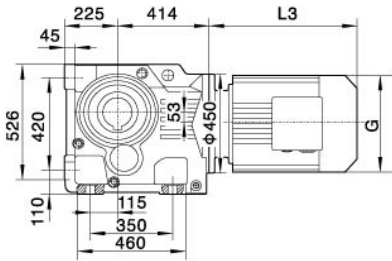


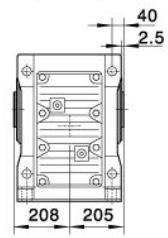
外形安装尺寸
Mounting Dimension Sheets-overview

K

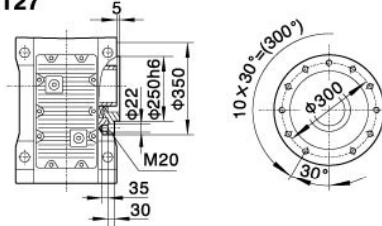
K127



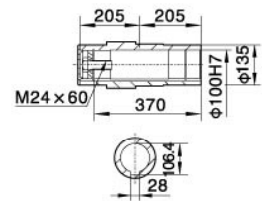
KA(KAB)127



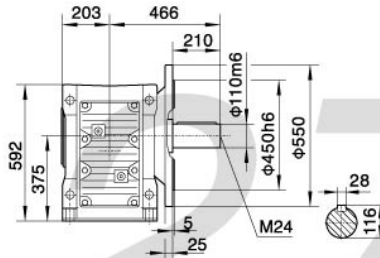
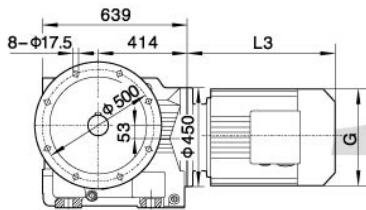
KAZ127



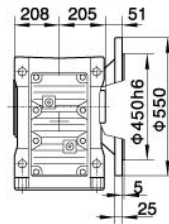
KA127/KAF127/KAZ127
空心轴/Hollow shaft



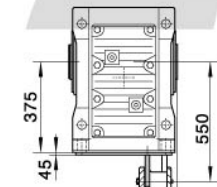
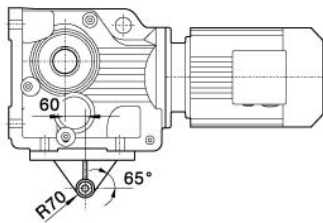
KF127



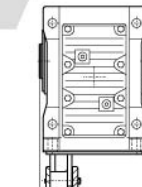
KAF127



KAT127



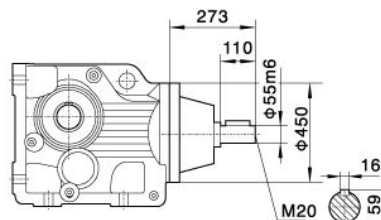
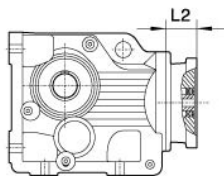
防转臂C面安装
C side of torque-arm



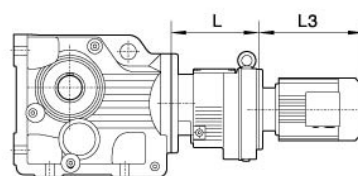
防转臂D面安装
D side of torque-arm

电机需方配或配特殊电机时
需加联接法兰

K..S127



K..127R77(R87)



注:其余尺寸见
相对应结构
形式

Note:For other
values please
refer to the
o-
pposited stru-
cture.

When equipping the user's motor or the special
one,the flange is required to be connected.

Y2电机座号 Motor size 功率/4P Power/(kW)	132M	160M	160L	180M	180L	200	K..127R77		K..127R87		280S	280M
							L	230	275			
L3	424	567	602	583	616	654	674	696	775	847	847	
G	275	330	330	380	380	420	470	470	510	580	580	
L2	132	132	132	132	132	132	143	143	174	174	174	

注:1.KA, KF, KAF, KAZ壳体为通用件,安装尺寸均可相互参照。 2."K.."表示K, KA, KF, KAF, KAZ, KAB.

Note:1.The housings of KA, KF, KAF, KAZ are common parts.The mounting dimensions may consult each other. 2."K.."mean K, KA, KF, KAF, KAZ, KAB.